

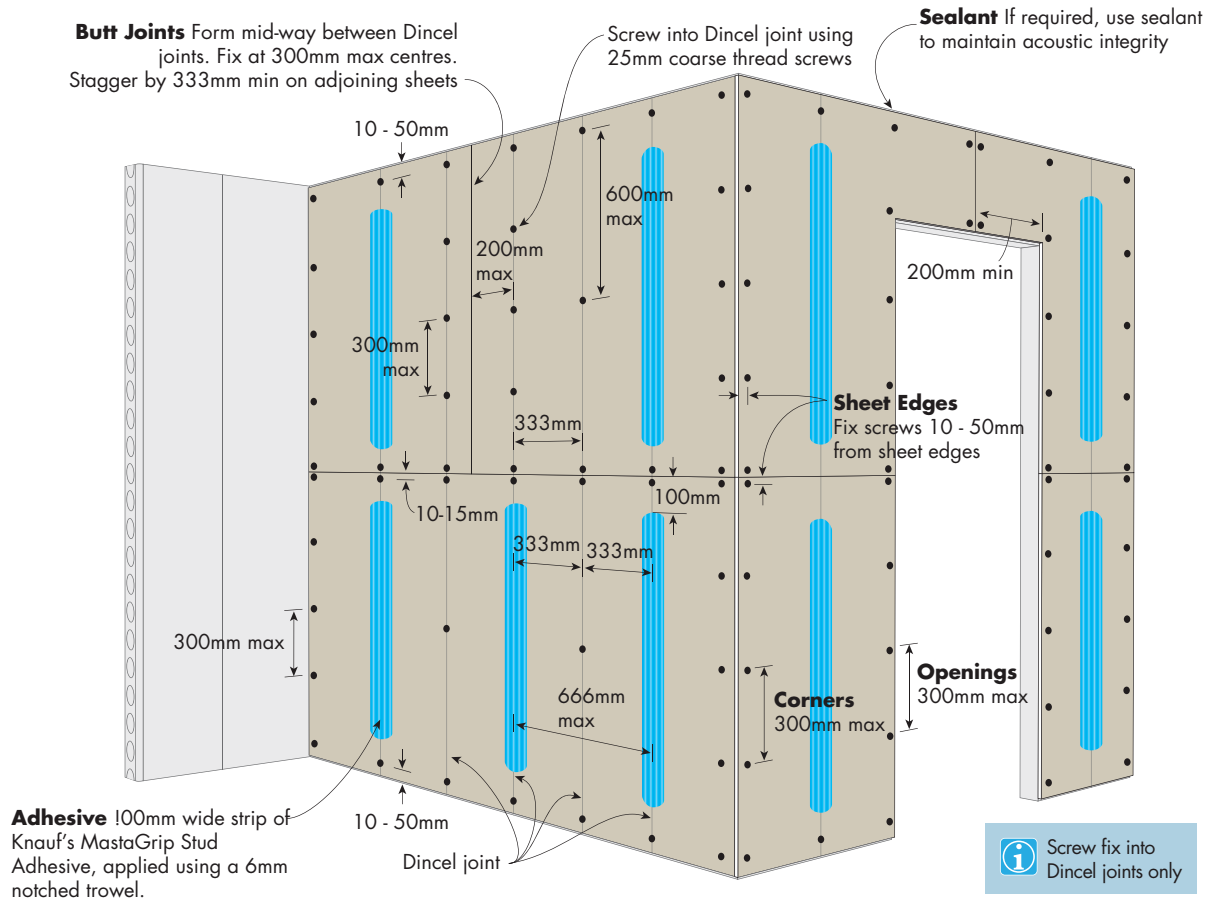


# DINCEL STRUCTURAL WALLING

---

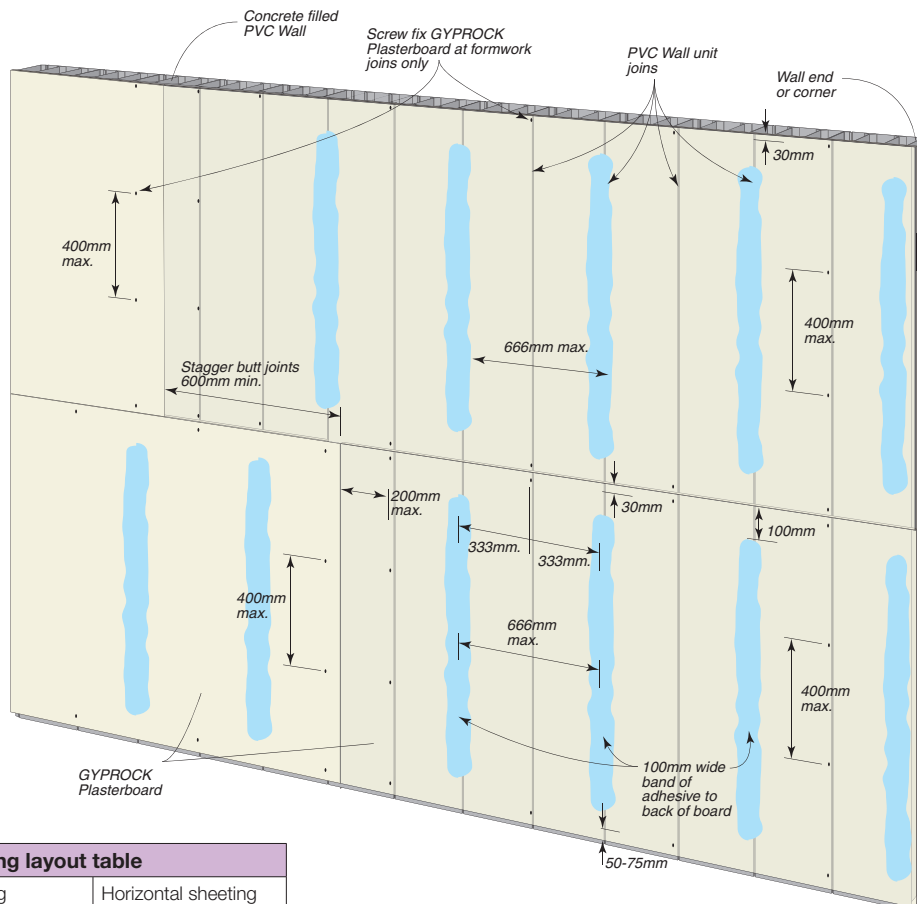
PLASTERBOARD INSTALLATION

**FIGURE 5 Non-Fire Rated 1 Layer – Horizontal** (For fire rated installation use figure 4)  
Screw and Adhesive Method to concrete filled PVC permanent formwork



## Plasterboard Fixing to PVC Formwork

FIG 1: ADHESIVE FIXING DETAIL



Fixing layout table	
Fixing specifications	Horizontal sheeting
Screws	No.6 x 25mm type W plasterboard screws
Butts & corners	Screws at 400mm max. centres
Recesses	Screws at 666mm max. centres
Field	Gyprock Acrylic Stud Adhesive in horizontal or vertical bands 100mm nominal width at 666mm max. centres

### Notes:

- PVC walls must be flat. Deviations in straightness will be reflected in the lining, and should not exceed 4mm in any location, measured from a 1.8m straight edge.
- Surface must be free of oil, grease, dust, etc.
- Screws to be located at panel joint voids only.
- Apply adhesive with a 6mm notched trowel.
- Plasterboard to be pushed firmly against wall at adhesive bands immediately after installing.
- Joint treatment and surface decoration is to be in accordance with Gyprock™ Residential Installation Guide. Refer to the Guide for information on lighting conditions, control joints and other design considerations.
- Details are suitable for interior walls in wind zones up to N3, as defined in AS 4055.
- Details are not suitable for wet areas or for walls to be finished with tiles.
- Do not disturb walls for 24 hours after installation.

FIG 2: 200MM FORMWORK UNITS

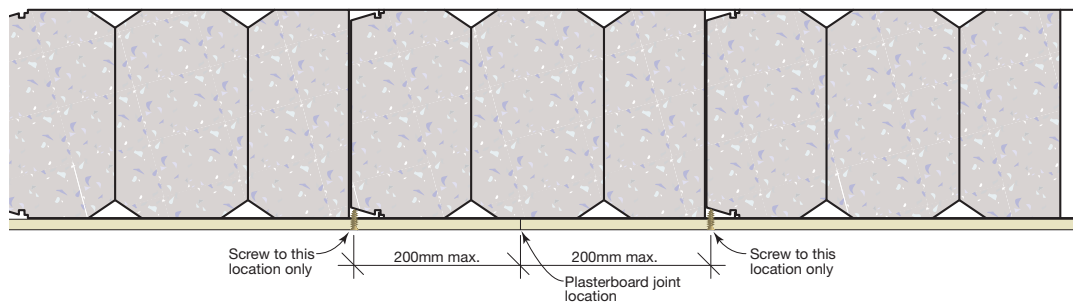
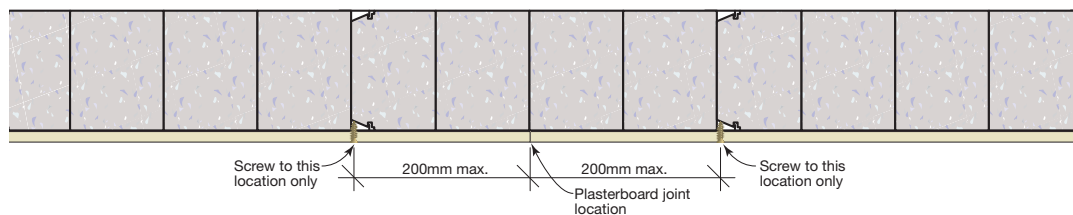


FIG 3: 110MM FORMWORK UNITS



## Warranty

Gyprock™ products are manufactured for life, with all CSR products designed to achieve optimal performance when part of a CSR integrated system.

Gyprock™ continues to lead the market with premium quality products which are the preferred choice of plastering professionals.

Gyprock™ plasterboard products are manufactured to the Australian Standard AS2588 providing confidence in quality of product and support. For details on our product warranty, please log onto [www.gyprock.com.au](http://www.gyprock.com.au), or contact us on 1300 306 556.

## Health & Safety

Information on any known health risks of our products and how to handle them safely is on their package and/or the documentation accompanying them.

Additional information is listed in the Material Safety Data sheet.

To obtain a copy, telephone 13 17 44, or visit [www.gyprock.com.au](http://www.gyprock.com.au)

CSR Building Products Limited A.B.N. 55 008 631 356.  
The following are trade marks of CSR Limited and are under license:  
CSR™, Gyprock™, designLINK™.  
© Gyprock™. Publication BMS9867.1903.v8

## Contact Details

**Gyprock Web Site**  
[www.gyprock.com.au](http://www.gyprock.com.au)

**Gyprock™ Sales Support**  
Telephone: 13 17 44  
Facsimile: 1800 646 364

**CSR designLINK™ Technical Support Service**  
Telephone: 1800 621 117  
Facsimile: 1800 069 904  
Email: [designlink@csr.com.au](mailto:designlink@csr.com.au)

**New South Wales and ACT**  
376 Victoria Street, Wetherill Park NSW 2164

**Queensland**  
768 Boundary Road, Coopers Plains QLD 4108

**Victoria**  
277 Whitehall Street, Yarraville VIC 3013

**South Australia**  
Lot 100 Sharp Court, Mawson Lakes SA 5095

**Western Australia**  
21 Sheffield Road, Welshpool WA 6106

**Tasmania**  
PO Box 61, Glenorchy TAS 7010

**Northern Territory**  
Cnr Stuart Hwy & Angliss Rd, Berrimah NT 0828

# GYPROCK™

Everything else is just plasterboard

# CSR